
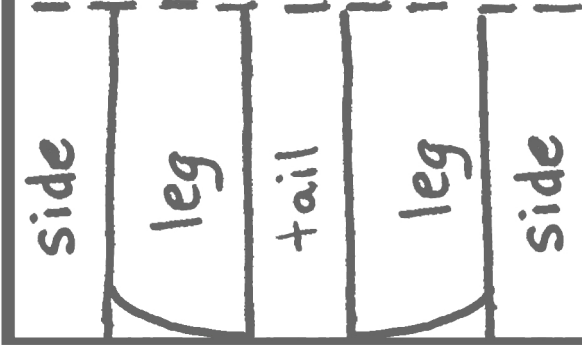


**Instructions:**


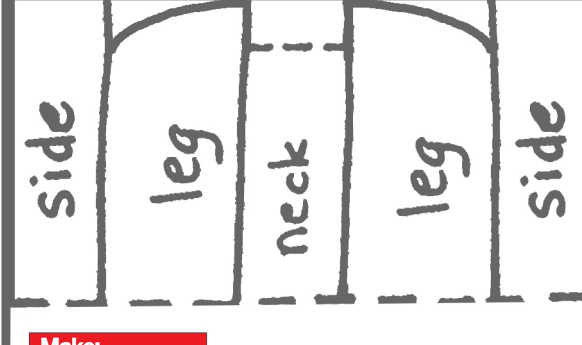
1. Fold ends up along dotted lines.
2. Cut along solid straight lines.
3. Fold sides in, tape or paperclip.



kathyceceri.com

**Instructions:**


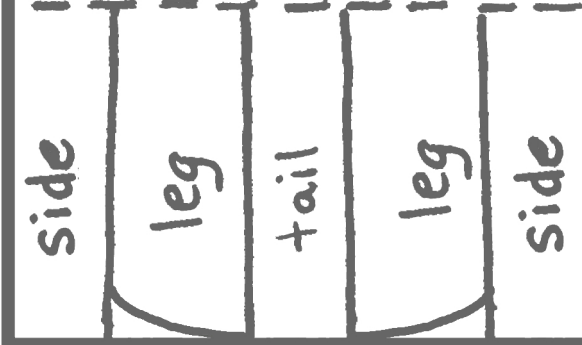
4. Fold legs up. Flip over.
5. Fold tail and neck up.
6. Curl tail, fold head down.
7. Cut curved lines.



kathyceceri.com

**Instructions:**


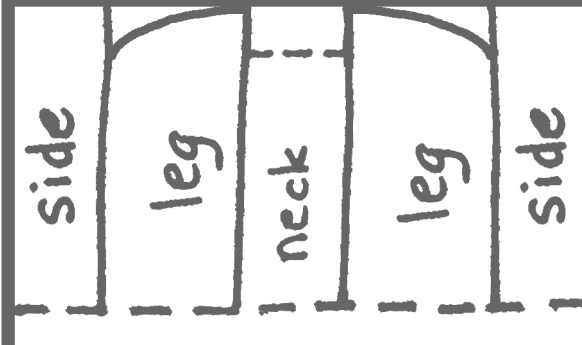
1. Fold ends up along dotted lines.
2. Cut along solid straight lines.
3. Fold sides in, tape or paperclip.



kathyceceri.com

**Instructions:**



4. Fold legs up. Flip over.
5. Fold tail and neck up.
6. Curl tail, fold head down.
7. Cut curved lines.





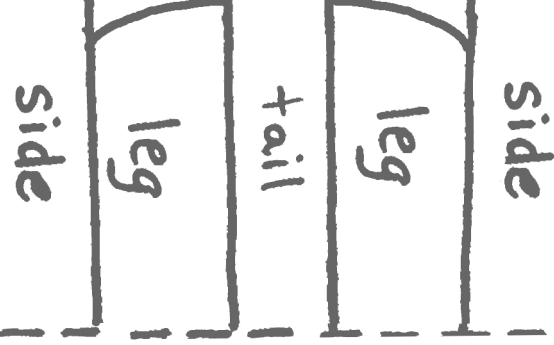
kathyceceri.com

**Instructions:**

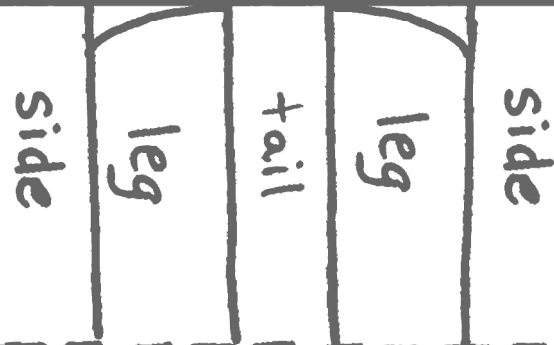
1. Fold ends up along dotted lines.
2. Cut along solid straight lines.
3. Fold sides in, tape or paperclip.



kathyceceri.com



kathyceceri.com



4. Fold legs up. Flip over.
5. Fold tail and neck up.
6. Curl tail, fold head down.
7. Cut curved lines.

4. Fold legs up. Flip over.
5. Fold tail and neck up.
6. Curl tail, fold head down.
7. Cut curved lines.

1. Fold ends up along dotted lines.
2. Cut along solid straight lines.
3. Fold sides in, tape or paperclip.

1. Fold ends up along dotted lines.
2. Cut along solid straight lines.
3. Fold sides in, tape or paperclip.